

# SMYE 2019 Key Statistics

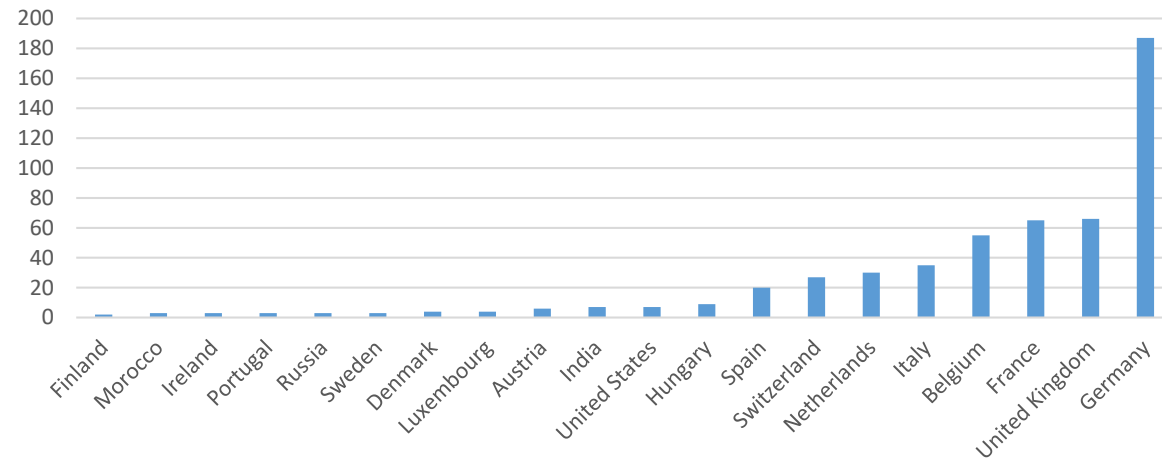
- Submitted / accepted papers: 558 / 191
- Gender: Submitted / accepted (estimated)
  - Female: 175 / 58 (in %: 31.4 / 30.2)
  - Male: 251 / 120 (in %: 45 / 62.5)
  - Missing: 132 / 14 (in %: 23.7 / 7.3)
- Young economists: Submitted / accepted
  - Doctor title: 132 / 57 (in %: 23.7 / 29.7)
- Method: accepted
  - Empirical/Applied: 114
  - Theoretical: 34
  - Mixed methods or experimental: 41

# SMYE 2019 Key Statistics

- Papers: Submitted / Accepted
  - 408 / 112 different institutions
  - 63 / 19 countries of home institution
  - 46 / 43 nationalities
- Top 3 institutions for submissions
  - Paris School of Economics (16) / KU Leuven / DIW Berlin (13)
- Top 3 institutions for acceptance
  - Paris School of Economics (8) / KU Leuven / U. of Konstanz; Warwick; Edinburgh; Bruxelles; Louvain; Tilburg, LSE (5)

# SMYE 2019 Key Statistics

Country of institution, submissions, top 20

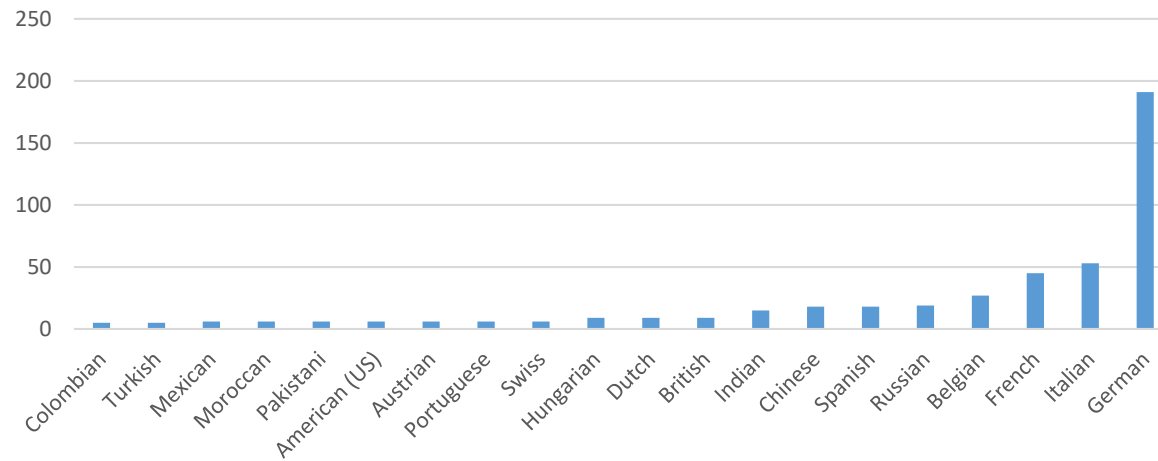


Notes: Papers submitted to the 2019 Spring Meeting of young economists. Papers from 409 institutions from 46 countries were submitted.



# SMYE 2019 Key Statistics

Nationality of submitting authors, top 20

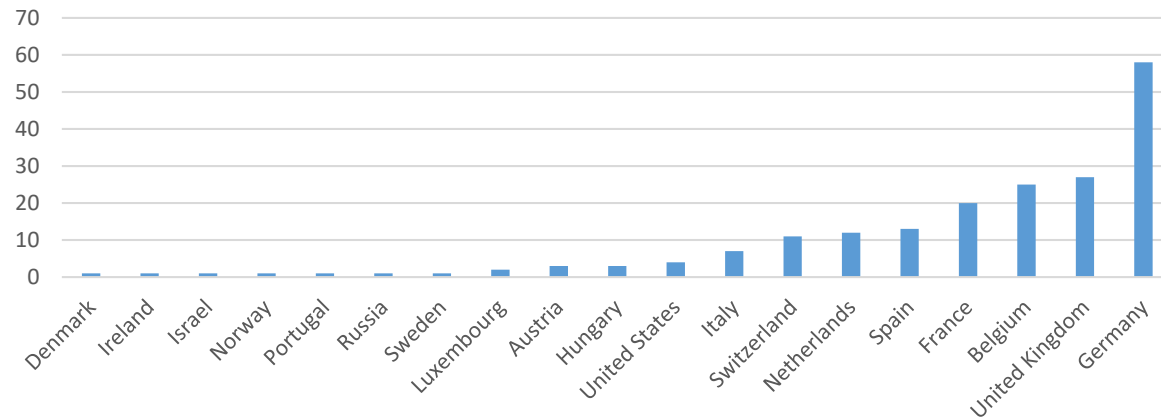


Notes: Papers submitted to the 2019 Spring Meeting of young economists. 7 papers submitted by authors with Moroccan nationality, 337 by authors with German nationality. Total number of papers submitted were 881 from authors with 72 different nationalities.



# SMYE 2019 Key Statistics

Country of institutions, accepted, all 19

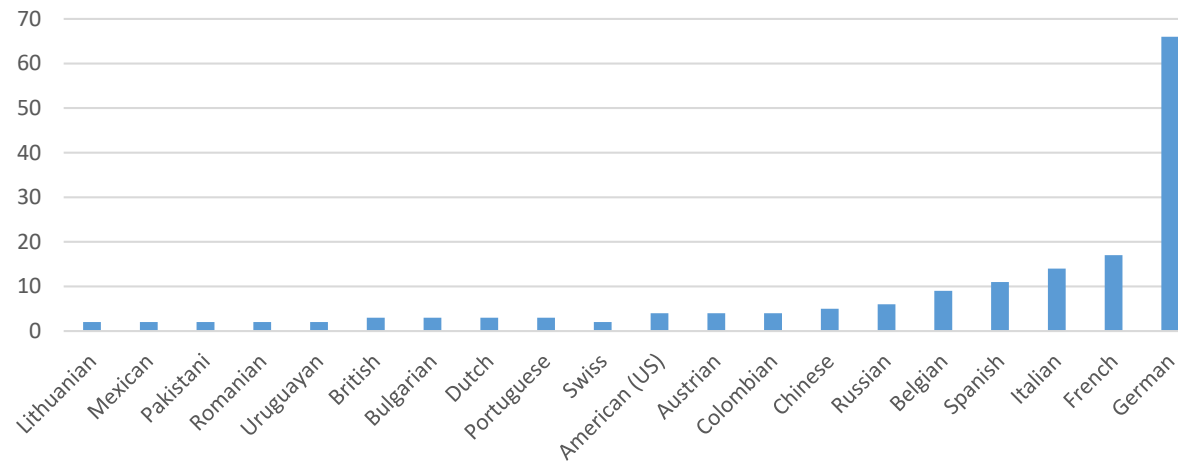


Notes: Papers accepted for presentation at the 2019 Spring Meeting of Young Economists. Papers from 113 institutions (or 112? One inst. not inserted) from 19 countries were accepted.



# SMYE 2019 Key Statistics

Nationality of accepted authors, top 20



Notes: Papers accepted to the 2019 Spring Meeting of young economists. Total number of accepted papers is 191.

